

X36 Series

Adaptable, Advanced Integrity Inspection



The X36 X-ray Inspection System is a multi-lane solution designed for the inspection of small, medium and large sized packaged products. Highly configurable, the X36 offers the highest level of detection sensitivity and integrity checks at high throughput rates. It also offers complete brand protection and compliance with national and international standards and regulations.

Advanced Quality Assurance Inspection

The X36 provides the highest level of contamination detection sensitivity and can simultaneously perform a range of product integrity and presentation checks.

Future-proof Investment

The X36 is a flexible x-ray solution that can be easily integrated into an existing production line inspecting multiple product lines with just one system at high throughput rates.

High-speed Brand Protection

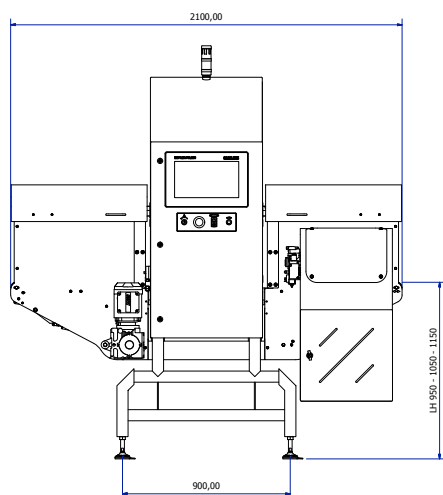
Full resolution inspection software and imaging capabilities ensure continuous optimum detection sensitivity irrespective of throughput rate.

Customization to Fit Business Needs

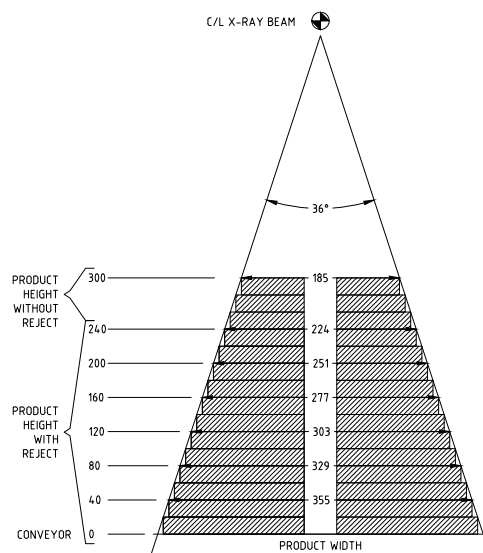
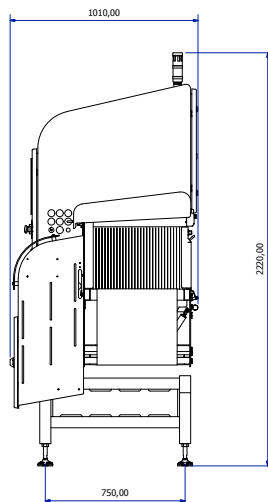
If required, our experienced x-ray engineers can customize the X36 to suit individual applications to ensure brand protection to support business growth.

Superior Detection Sensitivity

Low powered x-ray generators deliver outstanding and reliable detection sensitivity. Systems utilize only 1/5th of the energy used by traditional x-ray solutions available on the market.



X36 Series - 2100mm long option



X36 Series beam diagram with 400mm scan width

Specification Table

Feature	Specifications
Conveyor Speed	Typical line speeds 10-100 m/min (dependent on product dimensions)
Lane Configurations	Single or multilane applications
Throughput Rate	Typical throughput rates up to 1000 products per minute (dependent on product dimensions)
Maximum Product Height	240mm with a reject, 300mm without reject
X-ray Detector	300, 400, 500, 600mm - 0.4 or 0.8mm diode size 800mm available with 0.8mm diode size
X-ray Generator	20W, 84kV, 0.25mA Glass or optional Beryllium tube (20W options are not available for the 800mm detector width) Optimum Power 100W, up to 84kV, up to 3.3mA Glass or optional Beryllium tube 420W, 84kV, 5.0mA Glass or optional Beryllium tube 300W, 100kV, 3.0mA Glass or optional Beryllium tube
X-ray Beams	Single vertical beam
X-ray Emissions	< 1uSv/hr
X-ray Protections	Fully contained emissions within construction, lightweight lead-free blue curtains at tunnel apertures
Cooling Method	20W = Internal Fan (no external cooling) 100W Optimum Power = Air Conditioner 300W, 420W = Radiator Pump & Air Conditioner
Operating Humidity	Up to 90% RH
Operating Temperature	5 – 40°C
Power Supply	208 - 240 Vac, 1 phase, 50-60Hz, 10A Max 100 - 120 Vac, 1 phase, 50-60Hz, 16A Max
Pneumatic Supply	6 Bar(g) clean air supply required for air operated reject system
Casing Material	304 stainless steel
Finish	180-240 Grit Brushed on main components
Ingress Protection	IP65 as standard. IP69 as an optional upgrade
Operating Height	750mm, 850mm, 950mm, 1050mm or 1150mm (+/- 50mm)
System Conveyor	FDA and EU food use approved TPU conveyor belt, 0.55kW motor unit, 60mm diameter roll ends
System Length	1200mm, 1320mm, 1850mm, 2100mm or 2300mm options
Screen Display	15" Capacitive Touchscreen display (16:9 aspect ratio)
Reject Type	Pusher, airblast, lift flap or retracting belt options
Reject Collection	Lockable bin, lockable tray, lockable roller tray, reject blanking plate, gravity fed roller track
Operating System	Microsoft Windows 64bit
Connectivity Options	Ethernet connection available
Traceability Options	Full event log tracks changes of parameters, users and products
Guide Rails	Optional infeed or full length guide rails up to reject station. 10mm round bar style, 5mm Flat face bar or side roller
UL Approved	Yes

Mettler-Toledo Group

Product Inspection Division
Local contact: www.mt.com/contacts

www.mt.com/safeline-xray

For more information



Subject to technical changes
© 10/2019 METTLER TOLEDO. All rights reserved
PI-XR-DS-EN-032018